



Alwyn Infant School

Year 1 Phonics Screening Check

2024

Terminology

- ▶ **Phoneme** - the smallest unit of sound in a word.
- ▶ **Grapheme** - a letter or group of letters that represent a phoneme.
- ▶ **Digraphs** - two letters representing one phoneme (sound) ch/sh/ay
- ▶ **Consonant digraphs:** ll ss ff zz ng
- ▶ **Vowel digraphs:** ai ee ew oa ar
- ▶ **Split Vowel digraphs:** a_e e_e i_e o_e u_e
- ▶ **Trigraphs:** three letters representing one phoneme (sound) ear air ure igh

Terminology

- ▶ **Blending:** merging the individual phonemes together to **read a word** all the way through.
Children should sound out each phoneme, not letter when reading unfamiliar words.
- ▶ **Segmenting:** hearing and saying the individual phonemes within words.
In order to **spell**, children need to segment a word into its component phonemes and choose a grapheme to represent each phoneme.

How would you read this word?

gnoith

What did you do to read it?

gnoith

To read the word we would use our decoding (word reading) skills





1. Look at the graphemes in the word from left to right (see the word)
2. Identify each grapheme (letter or letter group) - gn oi th
3. Work out the corresponding phonemes (sound) - /n/ /oi/ /th/
4. Blend the phonemes to say the word, gnoith

Phonics Screening Check


- ▶ Checks these reading skills.
- ▶ It is designed to show whether individual children have learnt the skills to decode and blend words to an appropriate standard and highlights those that need additional support.
- ▶ All children in Year 1, across the country, take part in the check.
- ▶ This will happen during one week in June. (10th June)
- ▶ Children who do not pass the test will need to retake it in Year 2
- ▶ The Department for Education defines the checks as “short, light-touch assessments” that take about ten minutes to complete.

Phonics Screening Check

- ▶ The test contains 40 words.
- ▶ Each child will sit one-to-one with a school adult and read each word
- ▶ The list of words the children read is a combination of 20 real words and 20 nonsense words.

Section 1	Section 2
fod 	swept
bep 	dreams
zat 	scrap
ult 	strike

Phonics screening check
Pupils' materials



Phonics Screening Check results

- ▶ In the last few years, the "pass threshold" was 32, which meant that children had to read at least 32 words out of 40 correctly.
- ▶ The threshold mark is shared with schools after the test has been taken and all schools have submitted their pupils' scores.
- ▶ Your child will be scored against a national standard, and their result will indicate whether or not they fall below or within this standard.
- ▶ You will be told if your child achieved the required mark when the school reports are sent home in July.

How can you help at home?

- ▶ Enjoy sharing and reading books with your child as much as possible, at least once a day.
- ▶ If your child is struggling to read a word, encourage them to sound it out and then blend the sounds together. Give them time.
- ▶ Revising the phonics they have already learnt in Reception/Year 1. A revision booklet will be sent home to help with this (you may already have it!)
- ▶ Ask them to identify the phonemes in words.
- ▶ Discuss the meaning of words if your child does not know what they have read.
- ▶ Use the phonemes to make up some nonsense words.
- ▶ Be positive! The children do this everyday in school.
- ▶ Have fun!


The Phonics Screening Check – A guide for Parents

What is the phonics screening check?

The phonics screening check is a short, statutory reading assessment designed to give teachers information about how individual children are progressing in phonics. It is designed to confirm whether pupils have learnt phonic decoding to an appropriate standard.

Who takes the check?

Year 1 children are expected to take the phonics screening check during a specified week in June. Some Year 2 children might also be checked if they didn't achieve the expected standard in Year 1 or if they have not taken the check before.



What happens during the phonics screening check?

The check contains 40 words. Each child sits one to one with a teacher and reads each word aloud. The list of words the children read is a combination of 20 real words and 20 pseudo words (nonsense/alien words). The check takes about 10 minutes but each child can complete it at their own pace.

What are pseudo words (nonsense/alien words)?

Pseudo words are words that are phonically decodable but are not actual words with an associated meaning. Children cannot read these words by using their memory so they have to use their decoding skills. All pseudo words in the check are accompanied by a picture of an imaginary creature so that children recognise these as nonsense or 'alien' words.

How are the results reported?

By the end of the Summer Term, schools will report results of the check to parents and will confirm if children have met the standard threshold.

What happens if a child does not meet the standard?

The screening check will identify children who have phonic decoding skills below the level expected for the end of Year 1 and who therefore need extra help and support. Children who do not achieve the expected level will retake the test when they are in Year 2.

Any questions

